




ENVIRONMENTAL LAW
& POLICY CENTER



Bring an Electric School Bus to Your District!



Why Electric?

- ✓ **Protect kids' growing lungs!**
- ✓ **Less pollution!**
- ✓ **Quiet bus, calmer students!**
- ✓ **Comfortable rides!**
- ✓ **Cost savings for schools!**

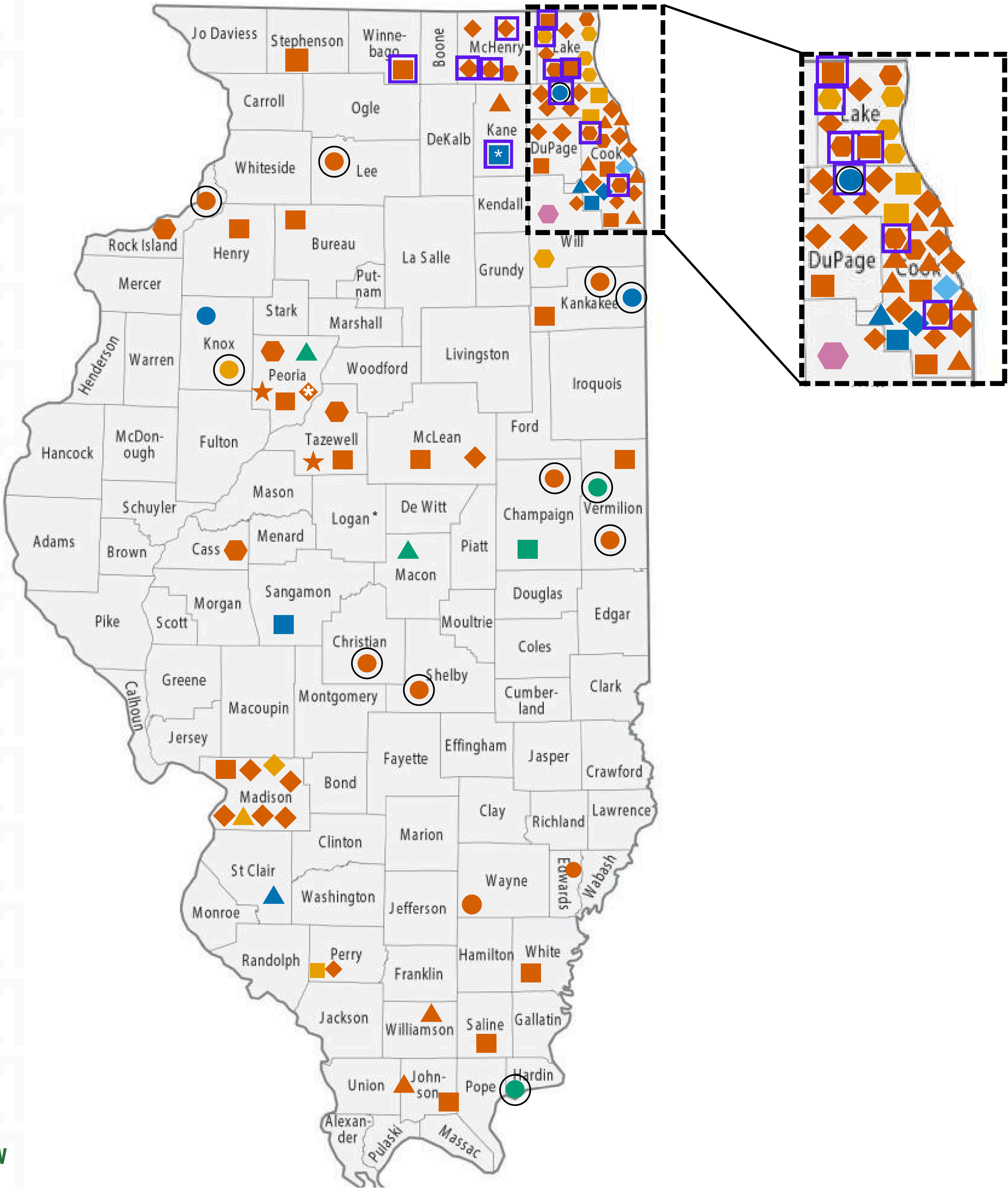
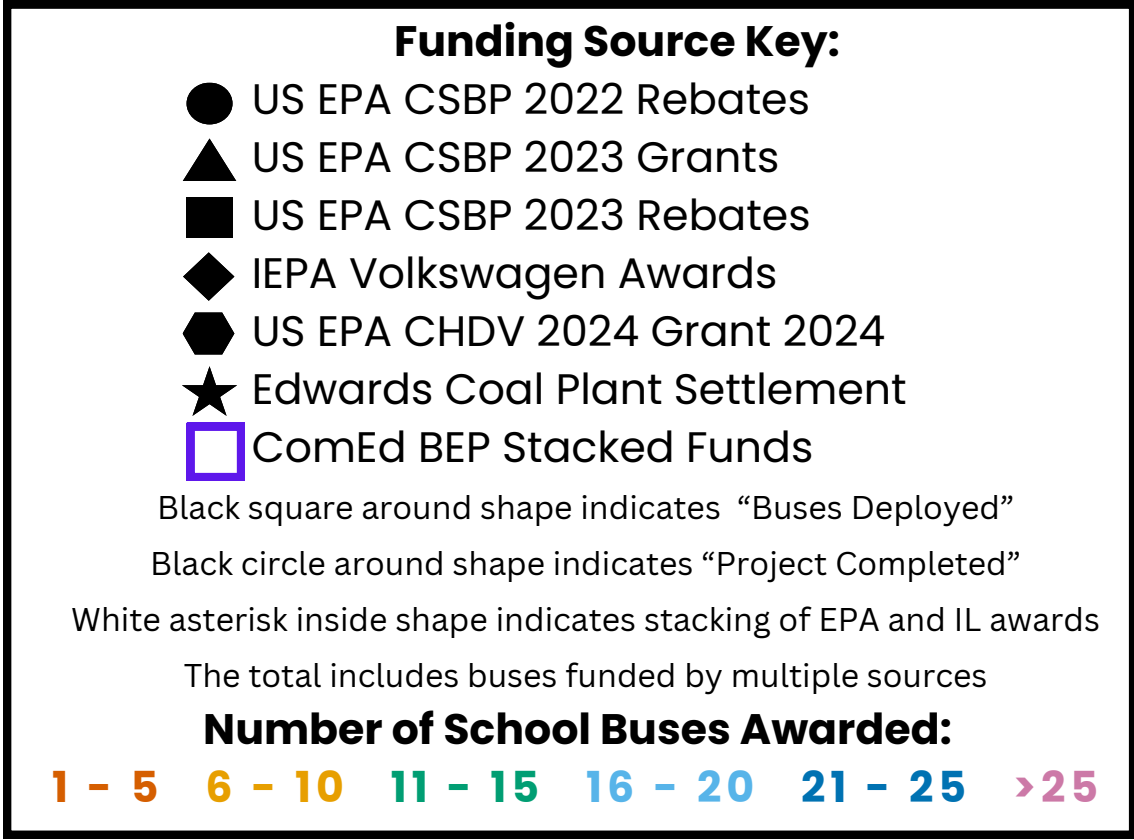
State Snapshot








































- **675 electric school buses** awarded to 83 school districts
- **Thousands of students** impacted




Illinois Electric School Buses


To date, 675 electric school buses have been funded to serve students in 83 school districts across the state. See the following chart for the full list of school districts.





Funding Source	School District	# of Buses	County
	A-C Central CUSD 262	2	Cass
	Amboy CUSD 272	2	Lee
 	Aurora West USD 129	2 27	Kane
	Barrington CUSD 220	1	Lake
 	Bloom Twp HSD 206	25 1	Cook
	Buncombe Cons SD 43	1	Johnson
 	Burbank SD 111	1 5	Cook
	Bureau Valley CUSD 340	5	Bureau
	CCSD 168	16	Cook
   	City of Chicago SD 299	1 1 23 80	Cook
 	Collinsville CUSD 10	1 1	Madison
	Cons HSD 230	1	Cook
 	Crystal Lake CCSD 47	4	McHenry
	Decatur SD 61	15	Macon
 	Du Quoin CUSD 300	8 2	Perry
	East Moline SD 37	1	Rock Island
	East St Louis SD 189	25	Saint Clair
	Edwards County CUSD 1	1	Edwards
  	Edwardsville CUSD 7	1 1 2	Madison
	Eldorado CUSD 4	3	Saline
  	Evanston CCSD 65	1 5 5	Cook
 	Forest Park SD 91	5 5	Cook
 	Franklin Park SD 84	3	Cook
	Freeport SD 145	1	Stephenson
	Galesburg CUSD 205	23	Knox
	Geff CCSD 14	1	Wayne
	Granite City CUSD 9	10	Madison
	Grayslake CCSD 46	10	Lake


Total Buses = 675


 US EPA CSBP 2022 Rebates = 121


 US EPA CSBP 2023 Grants = 177

 US EPA CSBP 2023 Rebates = 170

 IEPA Volkswagen Awards = 103

 CHDV Awards 2024 = 102

 Edwards Coal Plant Settlement = 2

 ComEd BEP Stacked Funds = 87


Black square around shape indicates “Buses Deployed”


Black circle around shape indicates “Project Completed”


White asterisk inside shape indicates stacking of EPA and IL awards


The total includes buses funded by multiple sources


Total School Districts = 83


 US EPA CSBP 2022 Rebates = 15


 US EPA CSBP 2023 Grants = 13

 US EPA CSBP 2023 Rebates = 27

 IEPA Volkswagen Awards = 30

 CHDV Awards 2024 = 12

 Edwards Coal Plant Settlement = 2

 ComEd BEP Stacked Funds = 10

The total includes districts funded across multiple rounds

Funding Source	School District	# of Buses	County
	Grayville CUSD 1	2	White
	Hardin County CUSD 1	12	Hardin
	Harlem UD 122	4	Winnebago
	Harvey SD 152	3	Cook
	Hazel Crest SD 152-5	1	Cook
	Herrin CUSD 4	2	Williamson
	Herscher CUSD 2	25	Kankakee
	Homewood Flossmoor CHSD 233	4	Cook
	Hoover-Schrum Memorial SD 157	4	Cook
 	Hoopeston Area CUSD 11	2 2	Vermillion
	Hollis Cons SD 328	1	Peoria
 	Huntley Community School District 158	4 4	McHenry
	Illini Bluffs CUSD 327	3	Peoria
	Indian Prairie CUSD 204	1	DuPage
	Indian Springs SD 109	5	Cook
	Joliet Twp HSD 204	10	Will
	Lake Park CHSD 108	1	DuPage
	Lansing SD 158	8	Cook
	Lincolnshire-Prairieview SD 103	4	Lake
	Manteno CUSD 5	1	Kankakee
	Marengo-Union E Cons D 165	2	McHenry
	Matteson ESD 162	1	Cook
 	McLean County USD 5	5 5	McLean
	Morrisonville CUSD 1	2	Christian
	Naperville CUSD 203	5	DuPage
	North Chicago SD 187	10	Lake
 	Palatine CCSD 15	25 5	Cook
	Pekin PSD 108	1	Tazewell
	Pembroke CCSD 259	2	Kankakee

Total Buses = 675

- US EPA CSBP 2022 Rebates = 121
- ▲ US EPA CSBP 2023 Grants = 177
- US EPA CSBP 2023 Rebates = 170
- ◆ IEPA Volkswagen Awards = 103
- ⬡ CHDV Awards 2024 = 102
- ★ Edwards Coal Plant Settlement = 2
- ComEd BEP Stacked Funds = 87

Black square around shape indicates “Buses Deployed”

Black circle around shape indicates “Project Completed”

White asterisk inside shape indicates stacking of EPA and IL awards

The total includes buses funded by multiple sources

Total School Districts = 83

- US EPA CSBP 2022 Rebates = 15
- ▲ US EPA CSBP 2023 Grants = 13
- US EPA CSBP 2023 Rebates = 27
- ◆ IEPA Volkswagen Awards = 30
- ⬡ CHDV Awards 2024 = 12
- ★ Edwards Coal Plant Settlement = 2
- ComEd BEP Stacked Funds = 10

The total includes districts funded across multiple rounds

Funding Source	School District	# of Buses	County
	Peoria Heights CUSD 325	4	Peoria
 	Peoria SD 150	15 4	Peoria
	Prairieview-Ogden CCSD 197	2	Champaign
	Ridgeland SD 122	5	Cook
 	River Trails SD 26	1 10	Cook
	Schaumburg CCSD 54	1	Cook
	Springfield SD 186	23	Sangamon
TBD	Steger SD 194	TBD	Cook
	Stewardson-Strasburg CUD 5A	1	Shelby
	Township HSD 214	1	Cook
	Tremont CUSD 702	3	Tazewell
 	Triad CUSD 2	6 2	Madison
	Troy CCSD 30C	32	Will
 	Twp HSD 113	3 3	Lake
	United Twp HSD 30	4	Rock Island
	Urbana SD 116	15	Champaign
	Vienna HSD 133	2	Johnson
	W Harvey-Dixmoor PSD 147	2	Cook
	Washington SD 52	2	Tazewell
	Wauconda CUSD 118	2	Lake
	Westville CUSD 2	15	Vermilion
	Wethersfield CUSD 230	3	Henry
	Williamsfield CUSD 210	7	Knox
	Woodstock CUSD 200	3	McHenry
	Zion ESD 6	10	Lake
 	Zion-Benton Twp HSD 126	2 10	Lake

Total Buses = 675

- US EPA CSBP 2022 Rebates = 121
 - ▲ US EPA CSBP 2023 Grants = 177
 - US EPA CSBP 2023 Rebates = 170
 - ◆ IEPA Volkswagen Awards = 103
 - ⬠ CHDV Awards 2024 = 102
 - ★ Edwards Coal Plant Settlement = 2
 - ComEd BEP Stacked Funds = 87
- Black square around shape indicates “Buses Deployed”
- Black circle around shape indicates “Project Completed”
- White asterisk inside shape indicates stacking of EPA and IL awards
- The total includes buses funded by multiple sources

Total School Districts = 83

- US EPA CSBP 2022 Rebates = 15
 - ▲ US EPA CSBP 2023 Grants = 13
 - US EPA CSBP 2023 Rebates = 27
 - ◆ IEPA Volkswagen Awards = 30
 - ⬠ CHDV Awards 2024 = 12
 - ★ Edwards Coal Plant Settlement = 2
 - ComEd BEP Stacked Funds = 10
- The total includes districts funded across multiple rounds